



2021 Q1-Q2 King County Firearm Violence Report

King County Prosecuting Attorney's Office - Crime Strategies Unit
paocsu@kingcounty.gov July 2021

Total Shootings and Shots Fired Incidents

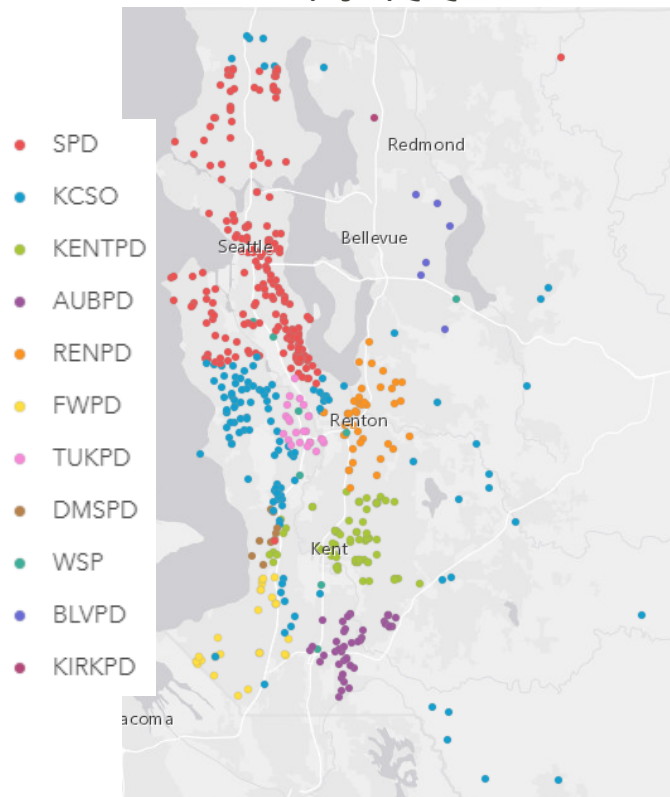
The numbers of firearm homicide victims, nonfatal shooting victims, and total shots fired incidents for Q1-Q2 2021 are listed below. This data primarily comes from the 8 jurisdictions in King County (below) that have historically had over 90% of firearm violence, but also includes data from many of the smaller jurisdictions in King County. This does not include suicides, confirmed self-inflicted shootings, or officer involved shootings.



Geographic Distribution

Shootings in King County are not evenly distributed by jurisdiction. We currently collect data from over 20 agencies, but a majority the data comes from 8 agencies: Seattle, Auburn, Des Moines, Federal Way, Kent, Renton, Tukwila, and the King County Sheriff's Office (including unincorporated King County and 16 contract cities). These 8 agencies account for roughly 79% of King County's population. In Q1-Q2 2021, 64% of the total shots fired incidents and 59% of the shooting victims (both firearm homicide victims and non-fatal shooting victims) were from agencies outside of Seattle. Both of these are slightly higher than the four-year average for 2017-2020 in which 60% of all shots fired incidents and 58% of all shooting victims were from agencies outside of Seattle.

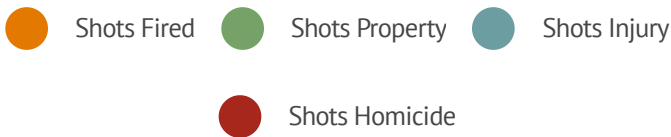
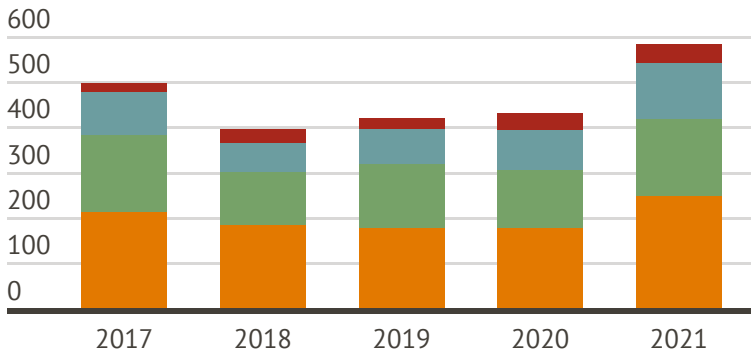
Shots Fired by Agency Q1-Q2 2021



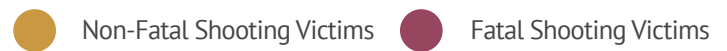
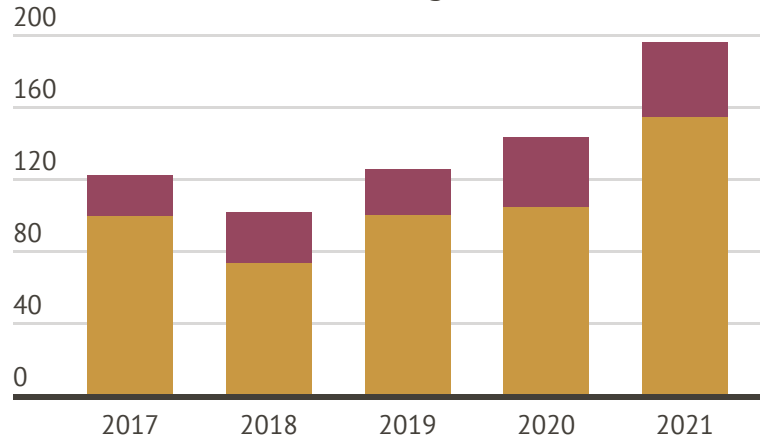
Historical Comparisons

The graphs below depict the total number of shots fired incidents broken down by type for Q1-Q2 2017-2021 and the total number of non-fatal and fatal shooting victims from Q1-Q2 2017-2021. The total number of shots fired incidents in Q1-Q2 2021 (580) was up around 33% and the number of overall shooting victims (197) was up around 61% over the four-year average for Q1-Q2 2017-2020. More specifically, the number of fatal shooting victims (42) was up 48% while the number of nonfatal shooting victims (154) was up 65% over the four-year average. There have been 4 more fatal shooting victims as compared to 2020.

Number and Type of Shots Fired Incidents



Number of Shooting Victims

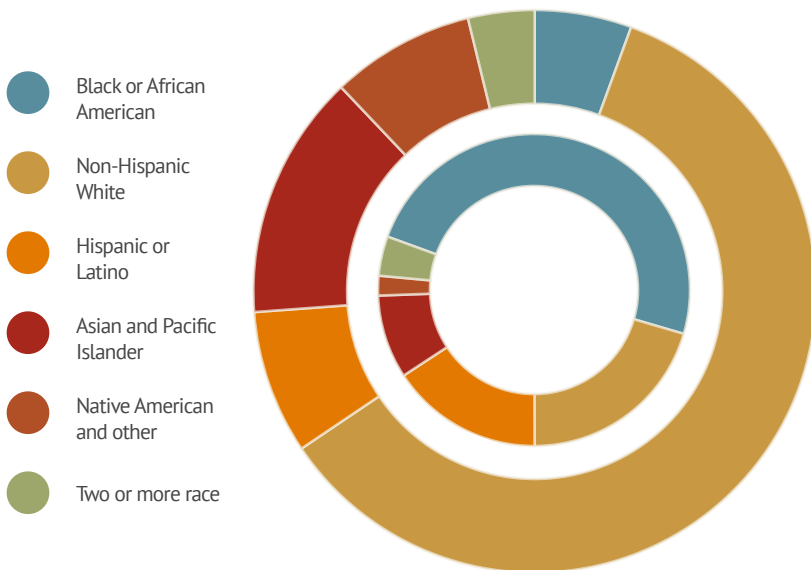


Shooting Victim Demographics

Of the 196 shooting victims in Q1-Q2 2021, 85% were male (167); 36% were between the ages of 18-24 (70); and 80% were people of color (156). Similar to previous years, nearly half of shooting victims, both fatal and nonfatal, were Black or African American (96).

Race/Ethnicity

Outer Circle = General Population
Inner Circle = Shooting Victims



Victim Age

